

Water District**2017 EFFECTIVE TAX RATE WORKSHEET**

1	2016 Total Taxable Value (Includes adjustments, tax ceilings, and TIF)	12,529,968,364
2	2016 total taxable value of homesteads with O/65 tax ceilings	0
3	Preliminary 2016 Adjusted Value (Subtract line 2 from line 1)	12,529,968,364
4	2016 Total Tax Rate	0.00902
5	2016 Taxable value lost because court appeals of ARB decisions reduced 2016 appraised value	0
6	2016 Taxable Value , adjusted for court ordered reductions (add lines 3 & 5C)	12,529,968,364
7	2016 Taxable Value of property in Territory Deannexed After Jan 1, 2016	0
8	2016 Taxable value lost 1st Qualified for Exemption in 2017	
	a. Absolute Exemptions. Use 2015 Market Value	30,333,488
	b. Partial Exemptions. Use 2016 Exemption Amount	3121250
9	2016 Taxable Value lost because Property First Qualified for Ag-Appraisal, Recreational/Scenic or Public Access Airport Special Appraisal in 2017	243738
10	Total Adjustments for Lost Value (Add lines 7, 8C, and 9C)	33,698,476
11	2016 Adjusted Taxable Value (Subtract line 10 from line 6)	12,496,269,888
12	2016 Adjusted Taxes (Multiply line 4 by line 11 and divide by \$100)	1,127,164
13	Taxes Refunded for Years Proceeding Tax Year 2016	0
14	Taxes in tax increment financing for tax year 2016	1892
15	2016 Adjusted Taxes with Refunds (Add lines 12 and 13, subtract line 14)	1,125,272
16	TOTAL 2016 TAXABLE VALUE ON THE 2016 CERTIFIED APPRAISAL ROLL	
	a. Certified Only	12,529,998,915
	b. Counties: Rolling Stock	0
	c. Pollution Control Exemptions	0
	d. Tax Increment Financing	1892
	e. Total 2017 value	12,530,000,807
17	Total Value of properties under protest or not included in certified appraisal roll	50957797

18	County, City, or School Districts: 2017 Taxable Value or Over 65/Disabled with Ceiling or Other Units enter 0	0
19	2017 Total Taxable Value (Add lines 16E and 17C. Subtract line 18)	12,580,958,604
20	Total Taxable Value of properties annexed after Jan 2016	0
21	Total Taxable value of new improvements and new personal property	156,982,077
22	Total Adjustments to 2017 value (Add lines 20 and 21)	156,982,077
23	2017 Adjusted Taxable value (Subtract line 22 from line 19)	12,423,976,527
24	2017 Effective Tax Rate (Divide line 15 by line 23 and multiply by \$100)	0.009057
25	Counties Only: Total of all 2017 Effective Tax Rate	0

ROLLBACK TAX RATE WORKSHEET

26	2016 Maintenance and Operations Tax Rate	0.00902
27	2016 Adjusted Taxable Value (Enter the amount from line 11)	12,496,269,888
28	2016 Maintenance and Operations Taxes	
	a. Multiply Line 26 by Line 27 and Divide by 100	1,127,164
	b. Additional Sales Tax (Enter the previous years amount spent on M&O)	0
	c. Counties: state criminal justice mandate	0
	d. Transferring Function(add if receiving-deduct if discontinuing function)	0
	e. Tax Refunded for Years Preceeding 2016	0
	f. Enhanced indigent health expenditure	0
	g. Taxes in TIF	0
	h. Adjusted M&O Taxes (Add A, B, C, E, and F. Add or Subtract D. Subtract G)	1,127,164
29	2017 ADJUSTED TAXABLE VALUE (Enter line 23 from ETR)	12,423,976,527
30	2017 Effective M&O Rate (Divide line 28H by 29 & multiply by 100)	0.009072
31	2017 Rollback Maintenance and Operations Rate (Multiply line 30 by 1.08)	0.009798
32	Debt to be paid with 2017 property taxes and sales tax revenue	\$ -
33	2016 Certified excess debt collection	0
34	Adjusted 2017 Debt (Subtract line 33 from line 32C)	\$ -
35	Certified 2017 anticipated collection Rate Percent	98%



36	2017 Debt adjusted for collection (Divide line 34 by line 35)	\$	-
37	2017 Total Taxable Value (Enter amount on line 19)		12,580,958,604
38	2017 Debt Tax Rate (Divide line 36 by line 37 and multiply by \$100)		0.000000
39	2017 Rollback Tax Rate (Add lines 31 and 38)		0.009798
40	Counties Only: 2017 Rollback Tax Rate		

ADDITIONAL SALES TAX WORKSHEET



41	Comptroller's Estimated Taxable Sales for 4 quarters if Unit adopted late		skip
42	Estimated sales tax revenue for previous 4 quarters		0
43	2015 Total Taxable Value(Enter amount from line 37 of the rollback worksheet)		12,580,958,604
44	Sales Tax adjustment rate (Divide line 42 by line 43 and multiply by \$100)		0
45	2015 Effective Tax Rate, unadjusted for Sales Tax (Enter tax rate from line 24)		0.009057
46	2015 Effective Tax Rate, adjusted for Sales Tax		skip
47	2015 Rollback Tax Rate, unadjusted for Sales Tax (Enter the rate from line 39)		0.009798
48	2015 Rollback Tax Rate, adjusted for Sales Tax (Subtract line 44 from line 47)		0.000741




ADDITIONAL ROLLBACK PROTECTION FOR POLLUTION CONTROL

49	Certified Expenses from TCEQ		0
50	2015 Total Taxable Value		12,580,958,604
51	Additional rate for Pollution Control		0
52	2015 Rollback Tax Rate, adjusted for Pollution Control		0.009798




/ \$100





/\$100



/\$100



/\$100



/\$100



/\$100





/\$100



/\$100

